

Drive safe in NSW



This guide is designed to help drivers understand some important road rules and stay safe on NSW roads.

More information about the road rules and road safety can be found at:

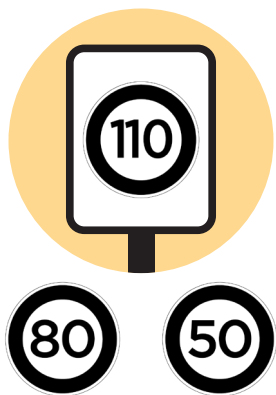
roadsafety.transport.nsw.gov.au

Drive on the left in Australia



Always drive on the **left side** of the road in Australia.

Stay under the speed limit



Always drive at a safe speed. Slow down when approaching a corner and always follow the recommended speed signs. Speeding increases the chance and severity of crashes.

It is **illegal** to drive above the speed limit, fines and penalties apply.

Driver fatigue



Don't drive when you are tired.

Take regular breaks when driving long distances.

Fatigue related crashes can still occur when travelling short distances.

Drink driving and drug driving are illegal



Zero alcohol limit

All visiting drivers or riders holding a learner, provisional or equivalent licence must have a zero blood alcohol concentration.

Under 0.05

is the legal limit for most other drivers.

Drink driving increases the chance of crashes.

It is illegal to drive with any amount of illicit drugs in your system in NSW.

Don't hold and use your mobile phone while driving



Never hold and use
a mobile phone or
hand held device
while driving.

Mobile phone detection
cameras operate on our
roads to target drivers
and riders illegally using a
mobile phone across NSW
anywhere, anytime.

Fines and
penalties apply.

Wear a seatbelt



Always wear a seatbelt when driving a vehicle.

All passengers must wear a seatbelt.

Children must be safely fastened in the correct child car seat for their age and size. For more information visit:

childcarseats.com.au

How to use roundabouts



Give way to any vehicle already in the roundabout.

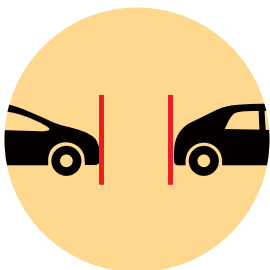
Always look right before entering the roundabout.

When approaching a roundabout slow down and, if necessary, stop to give way to any vehicle already in the roundabout.

Use your indicators when you are turning left, turning right or making a U-turn.

Signal left when exiting.

Keep a safe stopping distance



Safe stopping distances may vary depending on conditions, the type of vehicle and the speed at which the vehicle is travelling.

It's recommended you drive or ride 3 seconds behind the vehicle in front to avoid a crash. If you are driving a heavy vehicle, leave a 4 second gap.

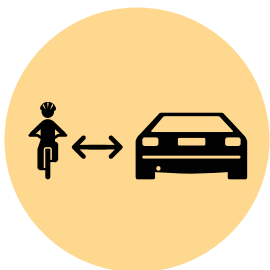
Pedestrian safety



When you're out walking, stay alert, use available crossings and obey traffic signals. Check for traffic, look out before you step out and only cross the road when it's safe to do so.

Motorists must slow down and give way when a pedestrian steps onto a marked crossing.

Cycling safety



In NSW, drivers who pass a bicycle rider on the road must allow a distance of at least:

- 1 metre when the speed limit is 60km/h or less
- 1.5 metres when the speed limit is more than 60km/h.

If drivers cannot pass a bicycle rider safely, they should slow down and wait until it is safe to pass the rider, leaving the minimum distance. To help drivers provide the minimum distance some exemptions to the road rules apply see:

[GoTogether.transport.nsw.gov.au](https://www.go-together.transport.nsw.gov.au)

Fines and penalties apply.

Heavy vehicles

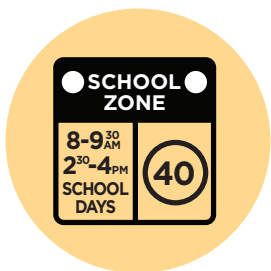


Be Truck and Bus Aware

Crashes involving heavy vehicles are often serious because of their size and weight. Trucks and buses have larger blind spots than most cars, which means drivers may not be able to see you.

Trucks and buses take longer to stop. Avoid merging in front of heavy vehicles, or unexpectedly stepping in front of them to cross the road.

School safety



40km/h speed limits apply around schools at certain times of the day.

Slow down to 40km/h as advised – for most schools this is from 8am to 9.30am and 2.30pm to 4pm on NSW school days.

When passing a bus with flashing lights you must slow down to 40km/h.

Stop for Police when asked



Police enforce the road rules in NSW and may ask you to pull over when driving.

You must always stop for Police when asked.

Emergency vehicles



When passing stopped emergency vehicles, tow trucks and breakdown assistance vehicles displaying flashing lights:

- In speed zones of 80km/h or less, slow down to 40km/h
- In speed zones of 90km/h or more, slow down safely to a reasonable speed and change lanes to give them space if it is safe to do so.

Drive to the road conditions



Slow down when it is raining, foggy, when there is snow and ice, and in dust storms. Weather can reduce visibility and change road conditions. Take extra care and slow down on unsealed or dirt roads.

Animals on country roads



Beware of animals near the roadside, they may cross the road suddenly, especially around dawn and dusk.

Reduce your speed when you see animal warning signs and stay alert.

Drive a safe vehicle



ANCAP
SAFETY



Always choose a vehicle with the highest safety rating.

A safer vehicle improves your chance of survival in a serious crash.

Make sure the vehicle is registered every year at a Service NSW Centre.

More information can be found here:

safevehicles.com.au

What to do if your car breaks down

- Turn on your hazard lights
- Find a safe place to pull over to the left away from traffic
- Keep your vehicle as far away from other traffic as possible
- Stay in your vehicle with your seatbelt on, unless there is a risk that your vehicle will be hit
- If you have to get out of your vehicle, check for traffic – exit your vehicle away from traffic and stand clear of the road
- Call roadside assistance
- Avoid crossing the road
- Do not try to change a tyre unless it is safe to do so. If possible, drive on a flat tyre to a safe spot away from traffic.

What to do if you have a crash



- Stop immediately
- Switch off the ignition to reduce the risk of fire
- Switch on hazard warning lights
- Check everyone is OK
- If possible remove anything that has fallen from the vehicle and may endanger the safety of others (e.g. debris or broken glass)
- If possible make sure you are in a safe place away from traffic
- **Call triple zero (000)** for Police or emergency services if:
 - Anyone is trapped
 - Police are needed to direct traffic or deal with hazards
 - Any drivers appear affected by alcohol or drugs
 - A bus or truck needs to be towed away
 - Anyone involved in the crash does not exchange licence and contact details

Stock code 45094278

October 2020

© Transport for NSW

The information in this brochure is intended as a guide only and is subject to change at any time without notice. It does not replace relevant legislation.

Too many lives lost on NSW Roads.
Our goal is zero.

